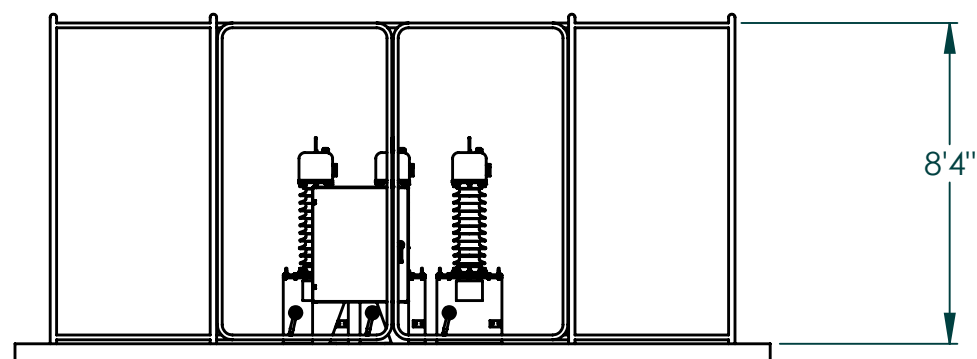
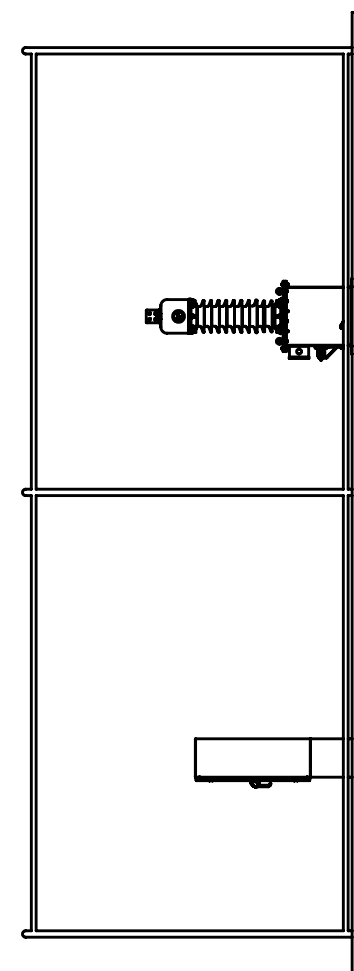
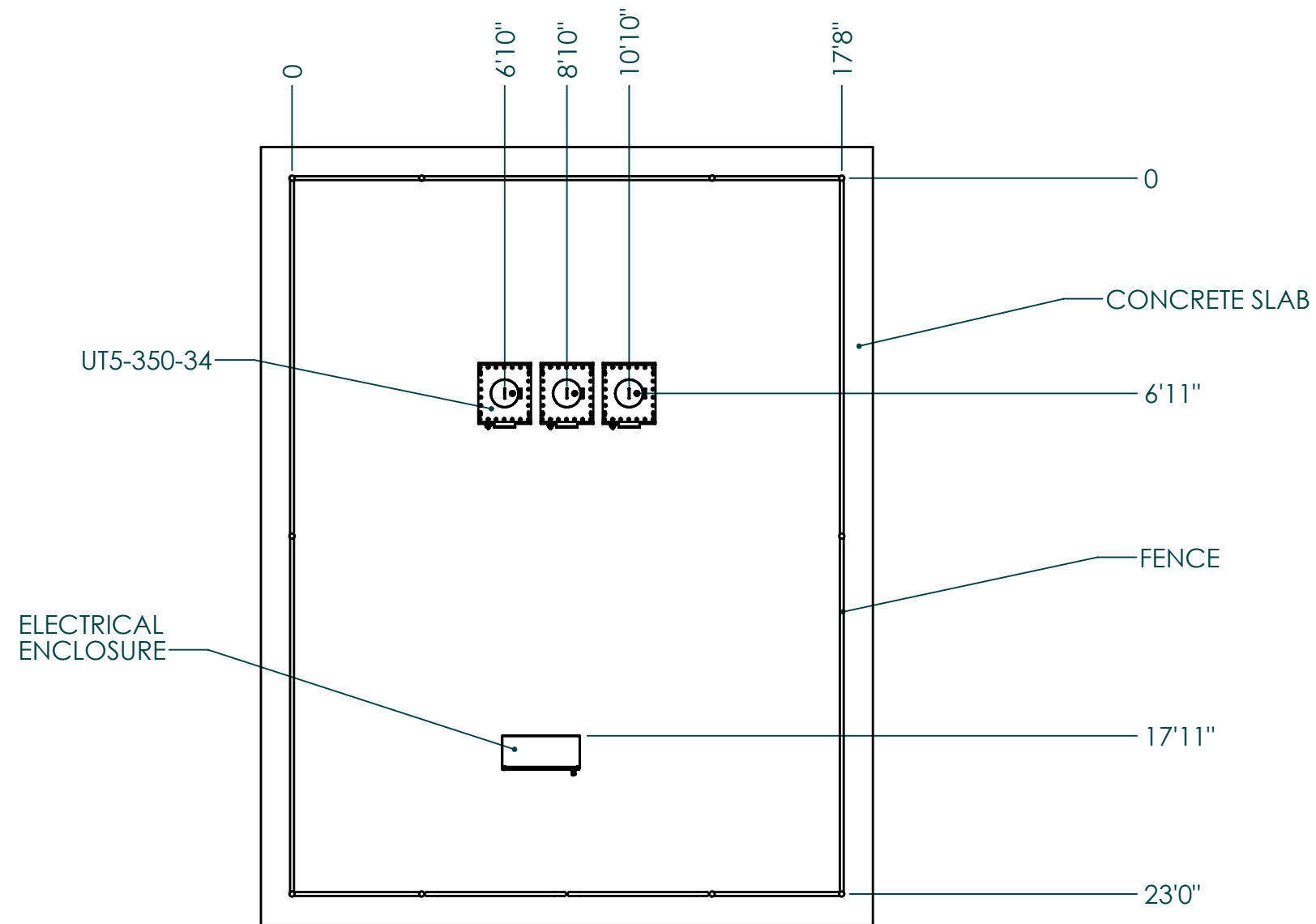


PENDANT AUTOMATION

DWG NO. 123-000.34

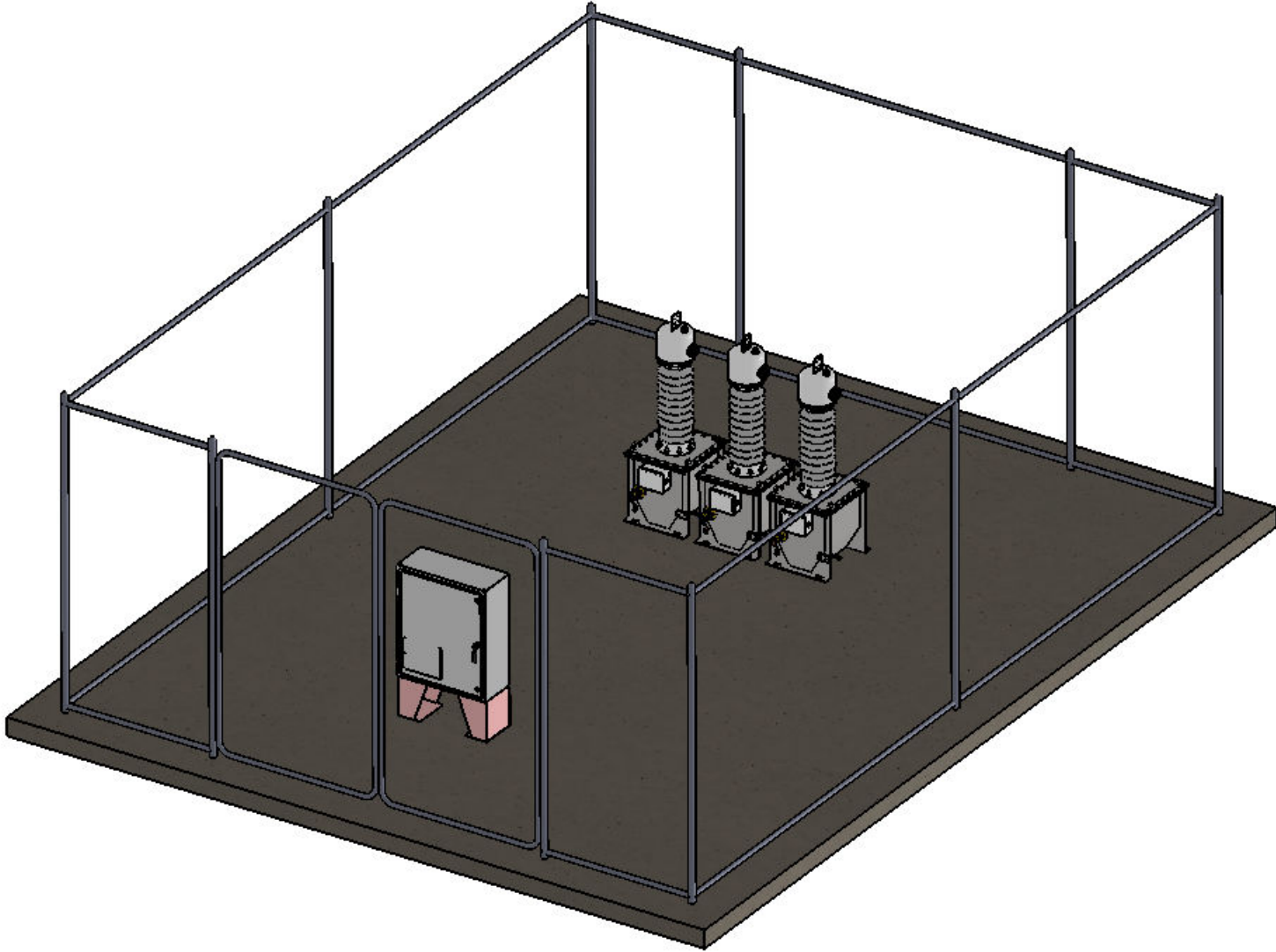
REVISIONS		
REV.	DATE	DESCRIPTION



NEXT ASSEMBLY TOP	MATERIAL SEE BOM	DIMENSIONS ARE IN INCHES UNLESS OTHERWISE SPECIFIED	SIZE B	DESCRIPTION: TRANSFORMER LAYOUT, 34 KV	DWG. NO. 123-000.34	REV 00
WEIGHT	FINISH NONE	TOLERANCES ARE: FRACTIONS ± 1/64	DECIMALS .XX ± .01 .XXX ± .005	ANGLES ± 1/2°	MACHINED SURFACE ROUGHNESS 125 (UNLESS OTHERWISE SPECIFIED)	SCALE: 1:60 DATE: 5/4/2020
		DRAWN J Sweeney		SHEET 1 OF 2		

REMOVE ALL BURRS AND BREAK ALL SHARP EDGES .015" MAX., UNLESS OTHERWISE NOTED

MAXIMUM INSIDE CORNER RADII TO BE .015" MAX UNLESS OTHERWISE NOTED



NEXT ASSEMBLY TOP	MATERIAL SEE BOM	DIMENSIONS ARE IN INCHES UNLESS OTHERWISE SPECIFIED TOLERANCES ARE:	SIZE B	DESCRIPTION: TRANSFORMER LAYOUT, 34 KV	DWG. NO. 123-000.34	REV 00
WEIGHT	FINISH NONE	FRACTIONS ± 1/64	DECIMALS .XX ± .01 .XXX ± .005	ANGLES ± 1/2°	MACHINED SURFACE ROUGHNESS 125 (UNLESS OTHERWISE SPECIFIED) ✓	DRAWN J Sweeney
				SCALE: 1:48	DATE: 5/4/2020	SHEET 2 OF 2

REMOVE ALL BURRS AND BREAK ALL SHARP EDGES .015" MAX., UNLESS OTHERWISE NOTED

MAXIMUM INSIDE CORNER RADII TO BE .015" MAX UNLESS OTHERWISE NOTED